


76191 Unite Gloves Light Instructions



Turn on the light set




Remove the building blocks as shown below






Install the lamp set as follows




Hidden the wires in the blocks and restore the blocks




Remove the yellow building blocks





Install the lamp particles as follows




Hidden the wires in the blocks and restore the blocks



Remove the building blocks in the drawing as below



Place the lamp in the block and restore



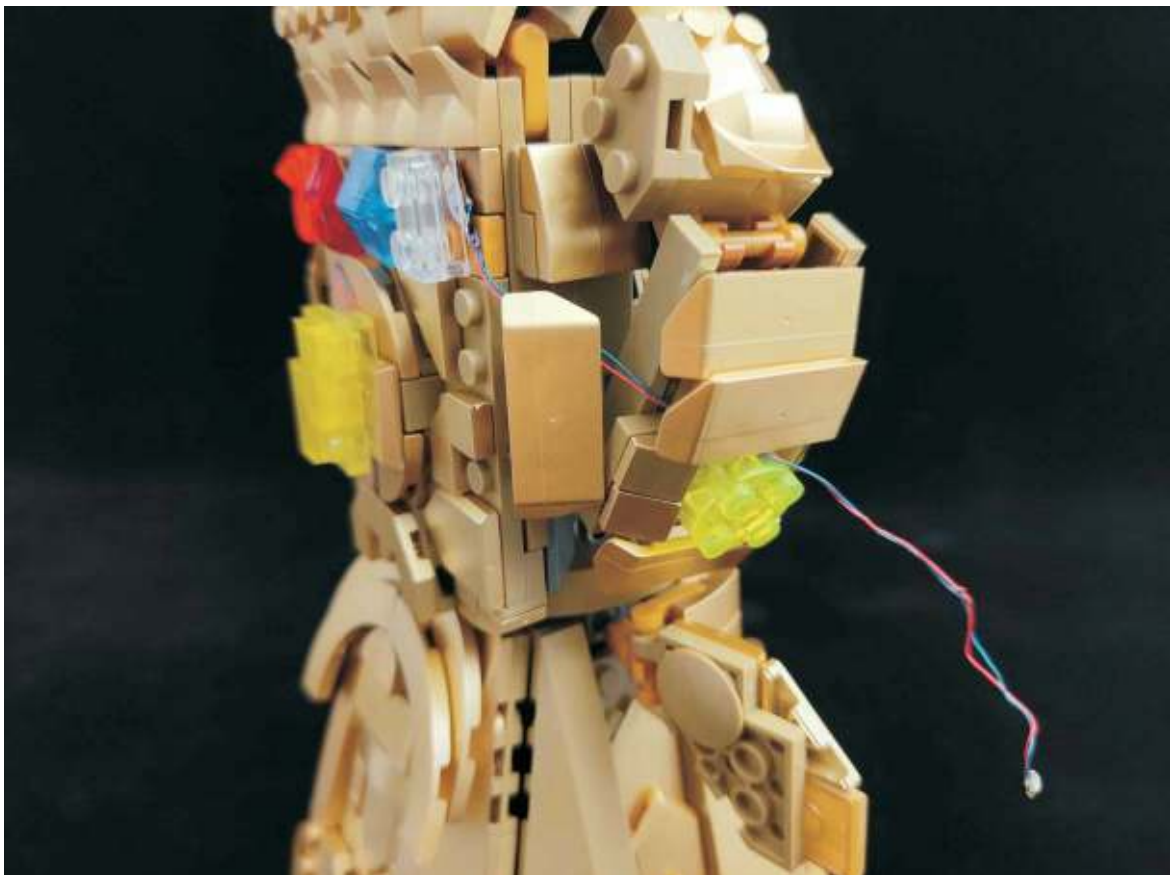
Ditto Install lamp particles shown above



Installation is completed as follows
(Note: lamp on top of the transparent block)



Lead wire through blocks and remove green blocks



Place the lamp in the green blocks and restore the blocks

