



42141 McLaren F1 Light Installation Tutorial




The materials are as follows



Remove the light and install the two blue lights as follows





Pass the wire through the building blocks as follows




The building blocks are removed




The wire passes through the building blocks




Install warm white light strip




Install the remaining two wires on both sides



The wire wear out



Install the green light strip as follows



The extension arrow runs through the wire






Remove the blocks



Install the bright white light strip as follows
and restore the building blocks



The same method is installed on the other side

