

21327 Typewriter light description




Light and accessories are as follows




Pick up the building blocks







Install the three 1x2 light sets as follows




Pass the wire through the building blocks as follows



Take out the accessories and install the lamp as follows



Take out the tweezers with the lamp bar and wear the wire to the front as follows



Installation lights are shown in Fig



Install the remaining three light bars as follows



Restore building blocks



